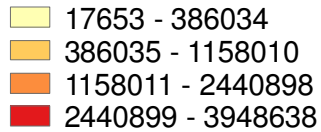
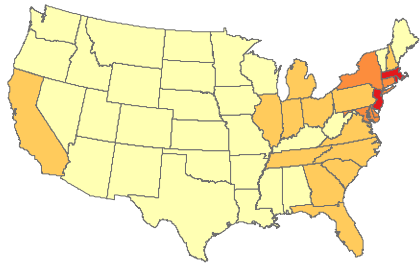


Mapping Diversity and Poverty

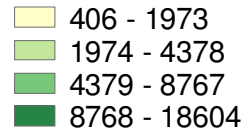
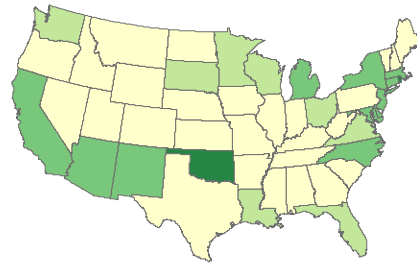
by
Kathleen Ski

US 2000 Ethnic Diversity

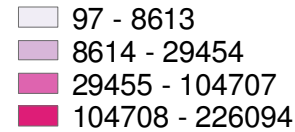
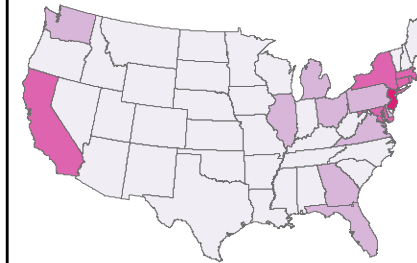
Total Population



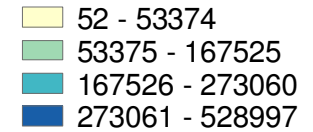
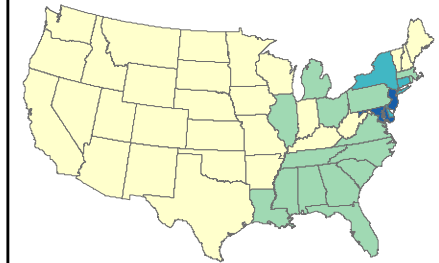
Amer Indian or Alaskan



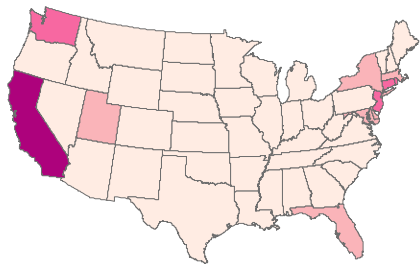
Asian



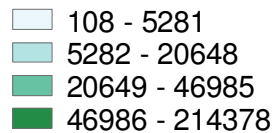
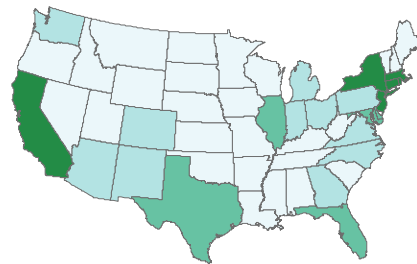
Black or African



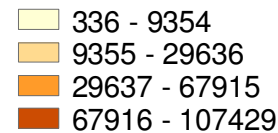
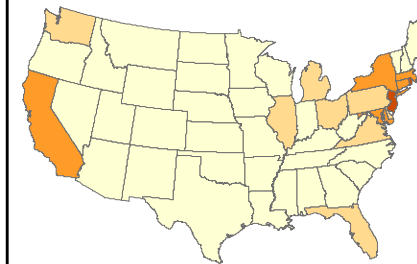
Hawaiian or Pacific Islander



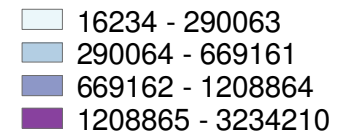
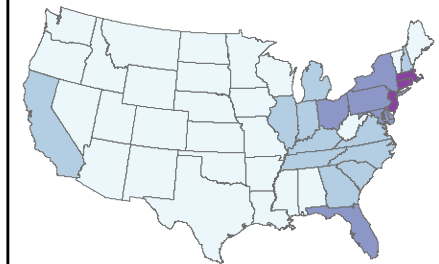
Other Race



Two or More Races

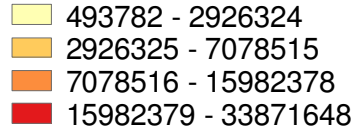
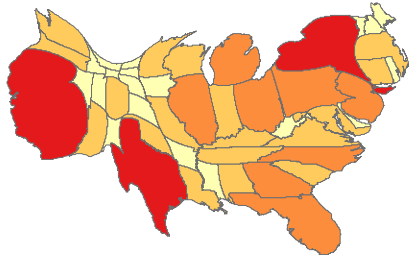


White

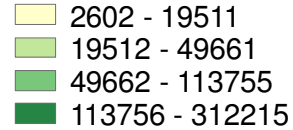
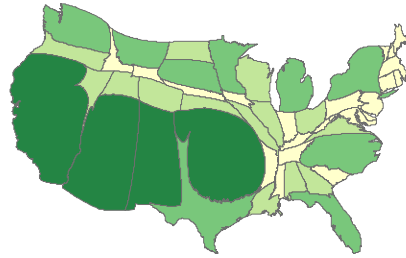


US 2000 Ethnic Diversity Cartograms

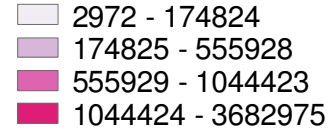
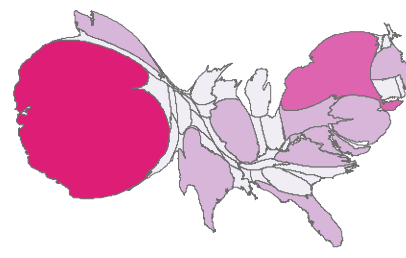
Total Population



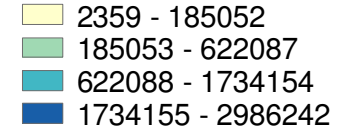
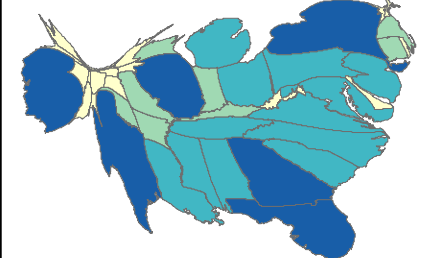
Amer Indian or Alaskan



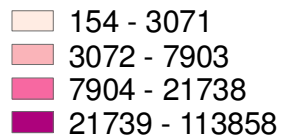
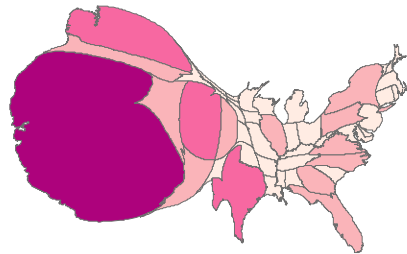
Asian



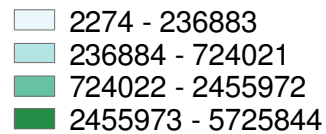
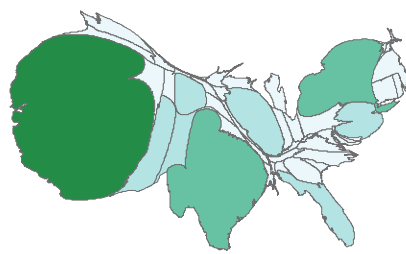
Black or African



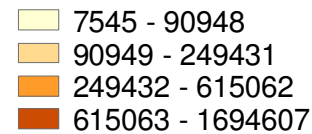
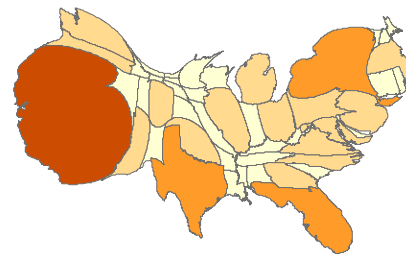
Hawaiian or Pacific Islander



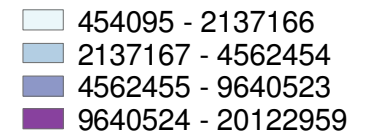
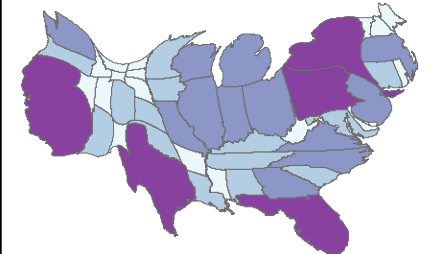
Other Race



Two or More Races



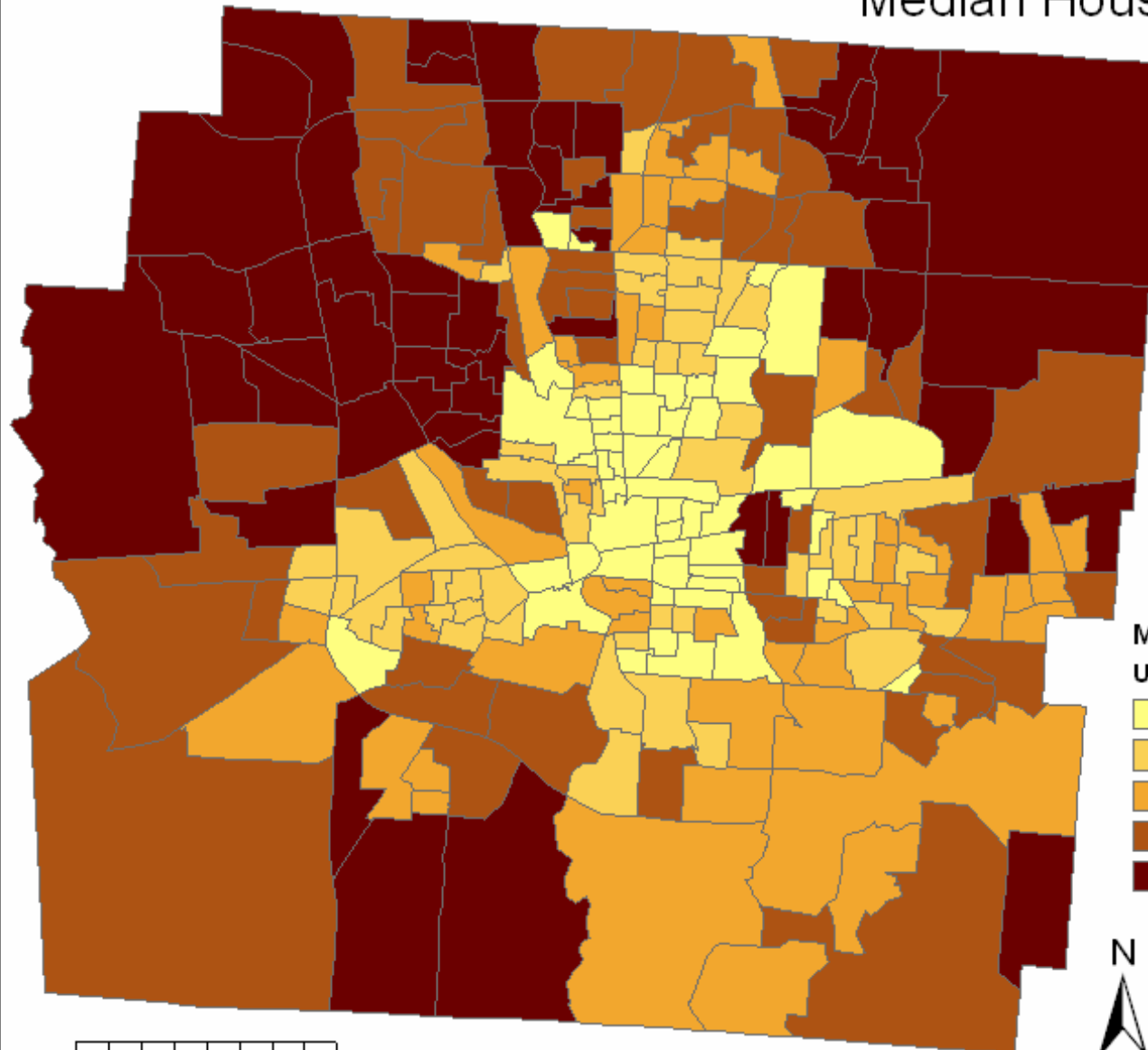
White



Looking at Poverty

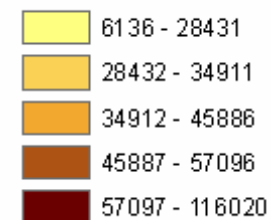
- US 2000 Census Data
- Franklin County, OH
- Standard Visualizations
- Examining Data at a finer resolution
- Household Income
- Gender Differences

Median Household Income Franklin County, OH



Statistics
Count: 264
Minimum: 6136
Maximum: 116020
Sum: 11412791
Mean: 43230.27
Standard Deviation: 19087.96

Median Household Income US Census 2000



Classification: Quintile
Source: US Census 2000
Median Household Income
Projection: State Plane of Ohio
North NAD 1983


Prepared by: Kathleen Ski
on 08/05/2207

File: franklin_income Quintile all.mxd

0 1.5 3 6 Miles



Examining Low Income Distribution Franklin County, OH



0 2.5 5 10 Miles

Household Income

- Franklin County
- 1 Dot = 20

Very Poor

- Less than \$10K
- \$10K to \$14K
- \$15K to \$19K
- \$20K to \$24K
- \$25K to \$29K
- \$30K or More


Not Poor



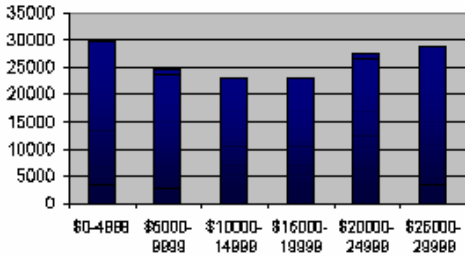
Source: US Census 2000
Household Income by Population
Projection: State Plane of Ohio
North NAD 1983
Prepared by: Kathleen Ski
08/05/2007

File: franklin_income_10_30_A11.mxd

Low Income Distribution for Males in Franklin Co. OH



Male Low Income Distribution



Population by Income

- Franklin County
- 1 Dot = 10

Very Poor

- Males \$0-4999
- Males \$5000-9999
- Males \$10000-14999
- Males \$15000-19999
- Males \$20000-24999
- Males \$25000-29999

Not Poor

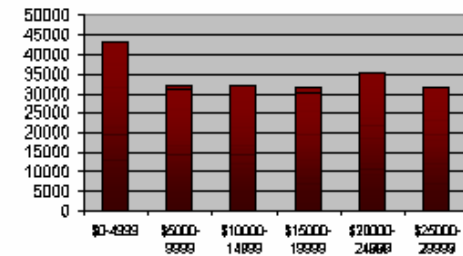


Source: US Census 2000 Income by Earnings Males over 16
 Projection: State Plane of Ohio North NAD 1983
 Prepared by Kathleen Ski on 08/6/07
 File: FranklinMalesIncomeHLow.mxd

0 2.5 5 10 Miles


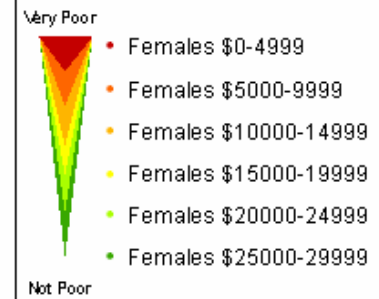
Low Income Distribution for Females in Franklin Co. OH

Female Low Income Distribution



Population by Income

- Franklin County
- 1 Dot = 10



Source: US Census 2000 Income by Earnings Females over 16
 Projection: State Plane of Ohio North NAD 1983
 Prepared by Kathleen Ski on 08/05/07
 File: FranklinFemales IncomeR Low.wxd